

Annual Report Information (based on 2023 data)

Contextual Information

Discovery Christian College is an independent, co-educational, non-denominational Christian school, providing educational opportunities to students from Prep to Year 12.

Centred on the corporate values of *'Character, Community and Excellence'*, our mission is to transform lives through excellence in Christian education. We seek to do this through intentional discipleship, authentic relationships, purposeful practice and a courageous culture.

This report is intended to fulfil State and Federal legislation regarding statutory requirements as well as providing current and prospective parents with an insight into the College throughout the 2023 year.

School Details

School Sector: Independent

College Address: 2873 Round Hill Road, Agnes Water, Queensland, 4677

Postal Address: PO Box 198, Agnes Water, Queensland, 4677

Principal: Mr Josh Counsel

Phone: (07) 4974 7336

Email: info@discovery.qld.edu.au

Total Enrolments: 298

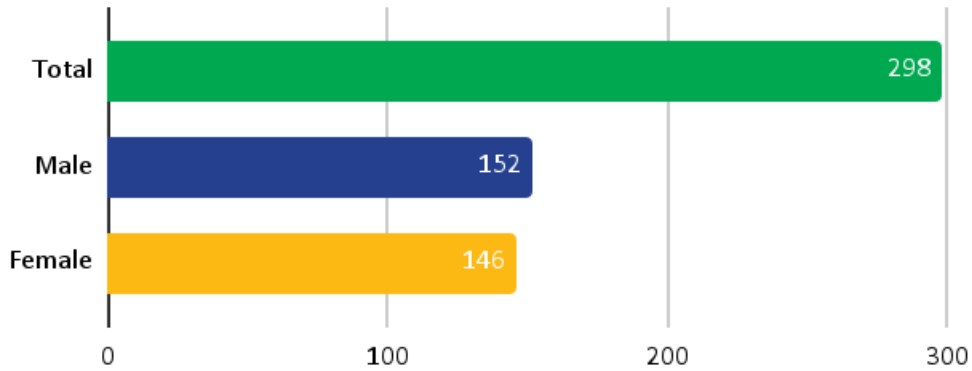
Year Levels Offered: Prep – Year 12

Co-Educational or Single Sex: Co-educational

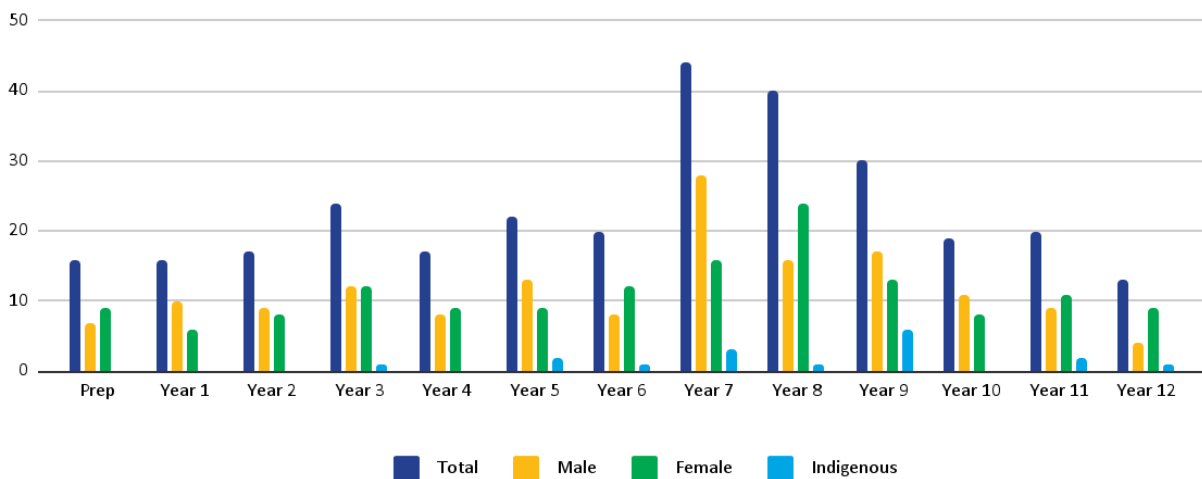


Student Outcomes

Student Enrolments



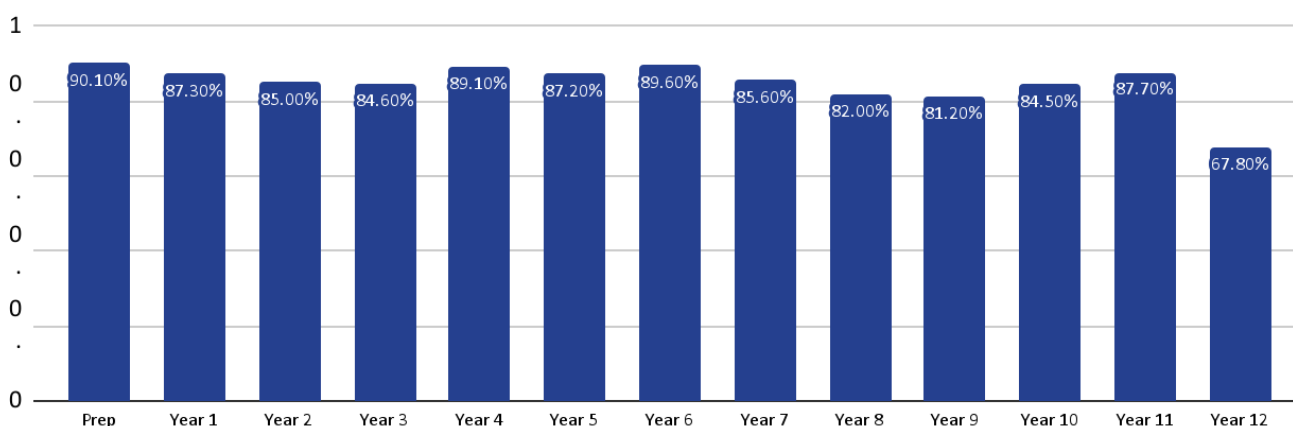
Characteristics of the Student Body



Student Attendance

Non-attendance is tracked and carefully monitored by the College. A digital roll is marked each lesson in Secondary and each morning in Primary. Parents are asked to contact the College prior to the commencement of the school day to advise of student absences. Any unexplained absences are followed up with a text message to parents, where an explanation is sought for the student’s absence. In cases of prolonged non-attendance, this is followed up by the College Leadership Team and in extreme cases, the relevant authorities are notified to remedy the situation.

Student Attendance Rate - 84.8% Overall



Apparent Retention Rate: Year 10-12

The apparent retention rate represents the number of students who enrolled in year 10 in 2021 as compared to the number who were enrolled in Year 12 in 2023.

| | Year 10 Base (2020) | Year 12 (2023) | Retention Rate |
|--------------------|---------------------|----------------|----------------|
| Number of Students | 19 | 13 | 68% |

NAPLAN 2023

In 2023 the NAPLAN testing scale was reset. This means that NAPLAN progress cannot be included for 2021-2023 in this data set.

| Results | | | | |
|--|---------------|---------------|---------------|---------------|
| The average NAPLAN score for all students at the school in each domain, compared to the average score of students in Australia for that domain | | | | |
| Reading | | | | |
| | Year 3 (2023) | Year 5 (2023) | Year 7 (2023) | Year 9 (2023) |
| Average Score (School) | 389 | 493 | 539 | 572 |
| Average Score (National) | 405 | 496 | 536 | 564 |
| Writing | | | | |
| | Year 3 (2023) | Year 5 (2023) | Year 7 (2023) | Year 9 (2023) |
| Average Score (School) | 391 | 458 | 508 | 553 |
| Average Score (National) | 416 | 483 | 534 | 567 |
| Spelling | | | | |
| | Year 3 (2023) | Year 5 (2023) | Year 7 (2023) | Year 9 (2023) |
| Average Score (School) | 383 | 474 | 529 | 543 |
| Average Score (National) | 404 | 489 | 539 | 568 |
| Grammar and Punctuation | | | | |
| | Year 3 (2023) | Year 5 (2023) | Year 7 (2023) | Year 9 (2023) |
| Average Score (School) | 389 | 480 | 527 | 553 |
| Average Score (National) | 411 | 497 | 539 | 557 |
| Numeracy | | | | |
| | Year 3 (2023) | Year 5 (2023) | Year 7 (2023) | Year 9 (2023) |
| Average Score (School) | 413 | 489 | 524 | 555 |
| Average Score (National) | 407 | 488 | 538 | 568 |

Year 12 Outcomes

| Outcomes for Year 12 Cohort 2023 | |
|---|----|
| Number of Students awarded a Senior Education Profile (SEP) | 13 |
| Number of students awarded a Queensland Certificate of Education (QCE) | 5 |
| Number of students awarded a Queensland Certificate of Individual Achievement (QCIA) | 0 |
| Number of students awarded an International Baccalaureate Diploma (IBD) | 0 |
| Number of students receiving a Senior Statement only | 8 |
| Number of students awarded one or more Vocational Education and Training (VET) qualifications | 4 |
| Number of students who are completing or completed a School-based Apprenticeship or Traineeship | 0 |
| <i>Number of students awarded a VET qualification:</i> | |
| Certificate I | 0 |
| Certificate II | 3 |
| Certificate III | 1 |
| Certificate IV | 0 |
| Diploma | 0 |
| Advanced Diploma | 0 |

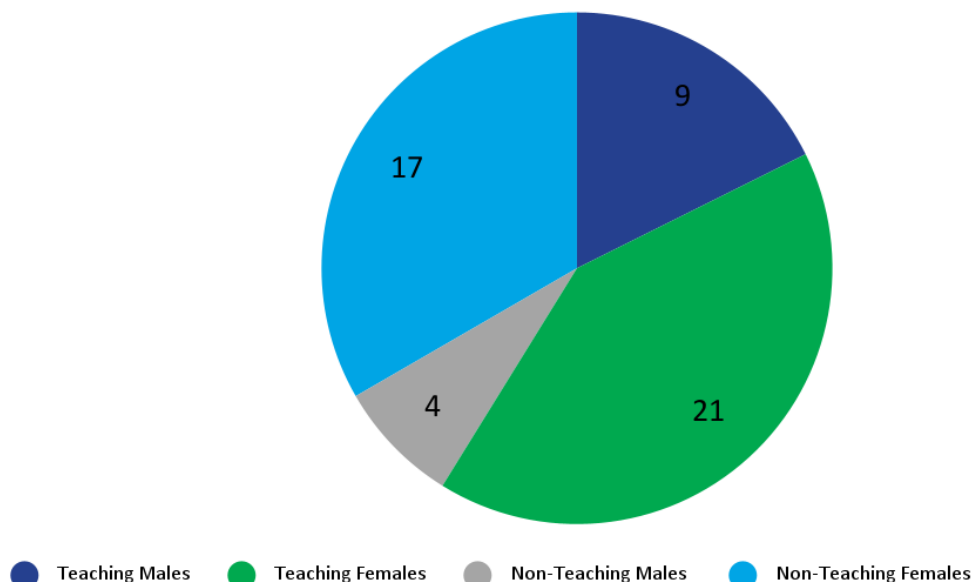
*QCAA 2023 Cohort Summary as at 4 June 2024

Post-school Destination Information

Please note that the College's Next Step Report was not available at the time of publication.

Staff

Staff Composition



Teacher Qualifications

| Qualification | Percentage of Teaching Staff and College Leadership who hold this qualification |
|---------------|---|
| Doctorate | 3.3% |
| Masters | 19.4% |
| Bachelor | 71% |
| Diploma | 6.5% |

Staff Retention Rate (2022 – 2023)

94%

Professional Development

All members of the teaching staff participated in Professional Development and Learning throughout 2023. Throughout the year, the College ran in-house professional development as well as engaging in programs run by Independent Schools Queensland, Queensland Curriculum and Assessment Authority and other peak professional bodies. All College teaching staff were involved in professional learning activities. Total expenditure on professional development was \$37,089. This equates to \$1236 per staff member.

Staff Attendance Rate

| Teaching Staff | Non-Teaching | Total |
|----------------|--------------|-------|
| 95.9% | 95.5% | 95.8% |

Culture

Social Climate

College staff passionately invest in nurturing student growth through an intentional combination of pastoral care and student-centred learning experiences. Knowing both who students are, as well as how they learn, sit as central pillars within the College community, enabling the expression of the College motto '*Character, Community & Excellence*' to be evidenced in all aspects of College life.

At Discovery Christian College, every member of the College community has the right to be treated with respect, dignity and understanding hence, there is a zero-tolerance approach to bullying behaviour. Incidents are dealt with through the College's Character Development Framework and associated policies. Any reports of bullying are carefully documented and investigated.

- **Pastoral Care:** The College utilises a mixed gendered year level based Pastoral Care program, enabling the intentional development of support networks and connections.
- **House Groups:** Each student belongs to one of four house groups which add an additional framework for whole school competition, in sporting and cultural domains.

Parental Involvement

Parents are regularly invited to participate in College events and activities. In addition to this, parents are involved in focus groups and workshops with College staff to provide feedback and suggestions regarding educational and strategic aspects of the College. Parents are actively encouraged to be a part of all College events.

Parent, Student and Teacher Satisfaction with the College

Throughout 2023, a number of focus groups and surveys were conducted with parents, staff and students as a means to ascertain feedback on College operations along with strategic and educational aspects of the College. This feedback was used to shape subject selections along with broader performance objectives for the College, including the College's strategic plan, character development framework and teaching and learning framework.

Financial Data

Myschool website: <https://www.myschool.edu.au/>

Curriculum

The College is structured into two sub-schools with a unique focus for each school. The College website provides information on the curriculum in each school. In Primary School, the College follows the Australian Curriculum, with specialist teachers engaged in teaching Art, Physical Education and Music to all Primary students. In Secondary School, specialist teachers are employed in all subjects enabling deep authentic engagement for students in all curriculum areas.

Further detail regarding the distinctive curriculum offerings at the College can be found via the College website.

Primary School (Prep-Year 6): [LINK](#)

Secondary School (Year 7-Year 12): [LINK](#)

Co-Curricular

The College offers a wide range of co-curricular activities, enabling students to excel in a diverse range of pursuits that complement the academic program of the College.

Performing Arts

| | | | |
|---------------|---------------|--------------------|--------------|
| Primary Choir | Arts Showcase | Instrumental Music | Worship Band |
|---------------|---------------|--------------------|--------------|

Sport

| | | | |
|----------------|---------------|----------|----------------|
| Athletics | Netball | Soccer | Regional Sport |
| Touch Football | Cross Country | Swimming | Golf |
| Basketball | Table Tennis | Surfing | CSL Gala Days |
| Volleyball | Tennis | Futsal | |

Activities

| | | | |
|------------------------|---------------------|---------------------|----------------|
| Surf Academy | Student Rep Council | Chess Club | Colour Run |
| Careers Expo | Year Level Camps | Marine Science Camp | 1770 Festival |
| Community Service Days | Book Week | Grandparents Day | Skateboarding |
| Tutoring Groups | Macrame Club | Lego Club | Minecraft Club |