

## Annual Report Information (based on 2024 data)

### Contextual Information

Discovery Christian College is an independent, co-educational, non-denominational Christian school, providing educational opportunities to students from Prep to Year 12.

Centred on the corporate values of *'Character, Community and Excellence'*, our mission is to transform lives through excellence in Christian education. We seek to do this through intentional discipleship, authentic relationships, purposeful practice and a courageous culture.

This report is intended to fulfil State and Federal legislation regarding statutory requirements.

### School Details

**School Sector:** Independent

**College Address:** 2873 Round Hill Road, Agnes Water, Queensland, 4677

**Postal Address:** PO Box 198, Agnes Water, Queensland, 4677

**Principal:** Mr Josh Counsel

**Phone:** (07) 4974 7336

**Email:** [info@discovery.qld.edu.au](mailto:info@discovery.qld.edu.au)

**Total Enrolments:** 319

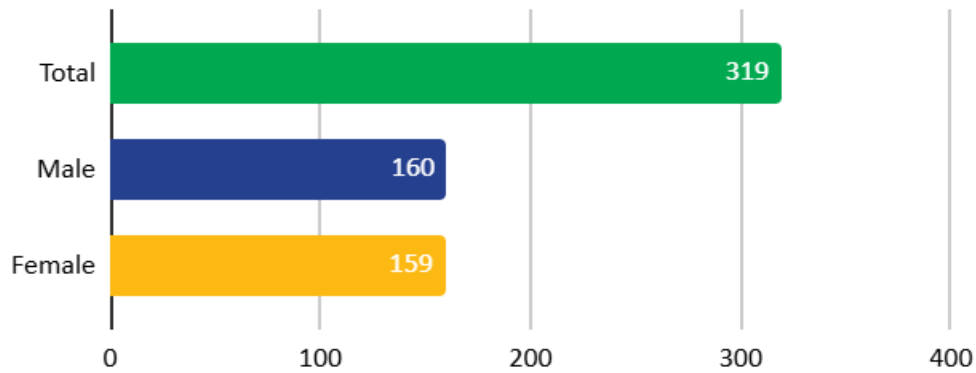
**Year Levels Offered:** Prep – Year 12

**Co-Educational or Single Sex:** Co-educational

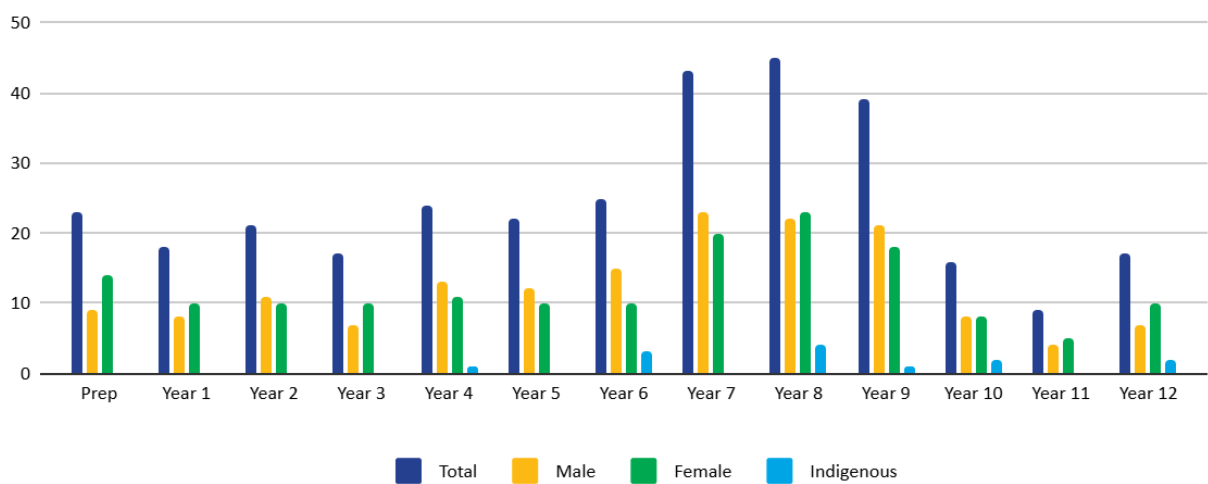


## Student Outcomes

### Student Enrolments



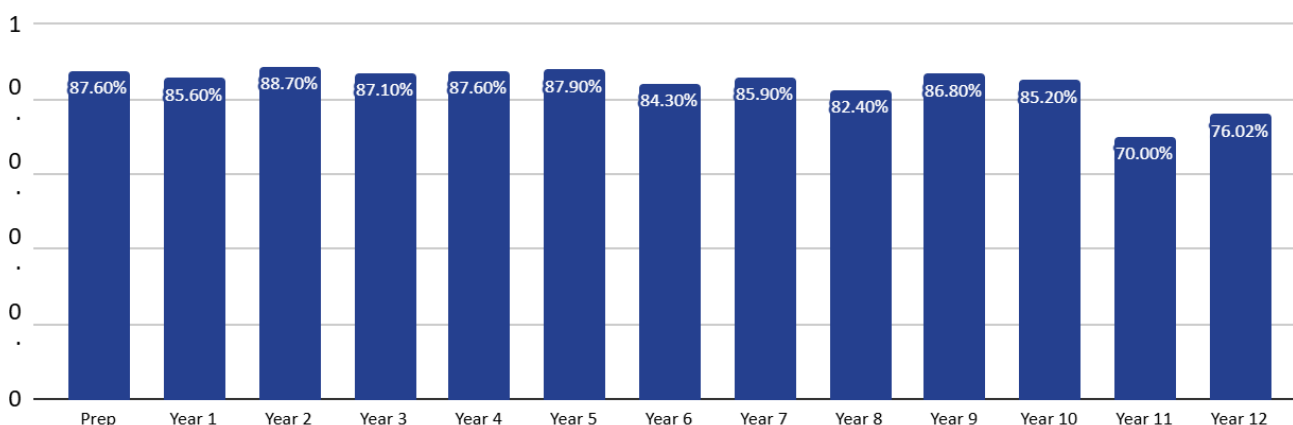
### Characteristics of the Student Body



## Student Attendance

Non-attendance is tracked and carefully monitored by the College. A digital roll is marked each lesson in Secondary and each morning in Primary. Parents are asked to contact the College prior to the commencement of the school day to advise of student absences. Any unexplained absences are followed up with a text message to parents, where an explanation is sought for the student's absence. In cases of prolonged non-attendance, this is followed up by the College Leadership Team and in extreme cases, the relevant authorities notified to remedy the situation.

### Student Attendance Rate - 84.24% Overall



## Apparent Retention Rate: Year 10-12

The apparent retention rate represents the number of students who enrolled in year 10 in 2022 as compared to the number who were enrolled in Year 12 in 2024.

	Year 10 Base (2022)	Year 12 (2024)	Retention Rate
Number of Students	22	16	73%

## NAPLAN 2024

### Results

The average NAPLAN score for all students at the school in each domain, compared to the average score of students in Australia for that domain

### Reading

	Year 3 (2024)	Year 5 (2024)	Year 7 (2024)	Year 9 (2024)
Average Score (School)	386	492	511	573
Average Score (National)	404	492	535	565

### Writing

	Year 3 (2024)	Year 5 (2024)	Year 7 (2024)	Year 9 (2024)
Average Score (School)	415	475	487	565
Average Score (National)	416	485	540	574

### Spelling

	Year 3 (2024)	Year 5 (2024)	Year 7 (2024)	Year 9 (2024)
Average Score (School)	376	458	477	545
Average Score (National)	401	486	540	567

### Grammar and Punctuation

	Year 3 (2024)	Year 5 (2024)	Year 7 (2024)	Year 9 (2024)
Average Score (School)	377	492	515	524
Average Score (National)	409	498	537	555

### Numeracy

	Year 3 (2024)	Year 5 (2024)	Year 7 (2024)	Year 9 (2024)
Average Score (School)	388	487	519	560
Average Score (National)	404	489	540	565

## Year 12 Outcomes

<b>Outcomes for Year 12 Cohort 2024</b>	
Number of Students awarded a Senior Education Profile (SEP)	17
Number of students awarded a Queensland Certificate of Education (QCE)	14
Number of students awarded a Queensland Certificate of Individual Achievement (QCIA)	0
Number of students awarded an International Baccalaureate Diploma (IBD)	0
Number of students receiving a Senior Statement only	3
Number of students awarded one or more Vocational Education and Training (VET) qualifications	12
Number of students who are completing or completed a School-based Apprenticeship or Traineeship	5
<b><i>Number of students awarded a VET qualification:</i></b>	
Certificate I	1
Certificate II	8
Certificate III	5
Certificate IV	0
Diploma	0
Advanced Diploma	0

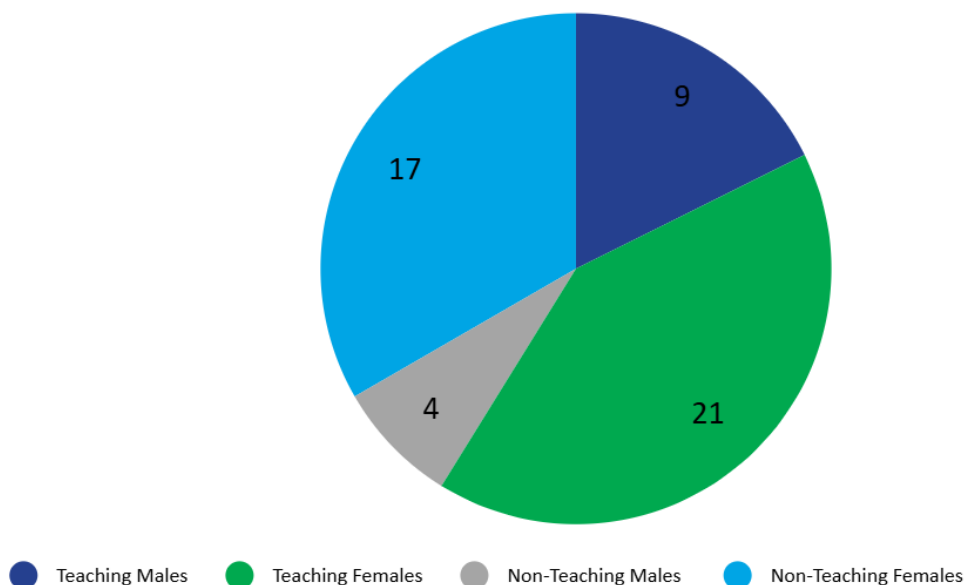
\*QCAA 2024 Cohort Summary as at 25 June 2025

## Post-school Destination Information

Please note that the College's Next Step Report was not available at the time of publication.

## Staff

Staff Composition



## Teacher Qualifications

Qualification	Percentage of Teaching Staff and College Leadership who hold this qualification
Doctorate	3.1%
Masters	31.3%
Bachelor	59.4%
Diploma	6.3%
Certificate	0%

## Staff Retention Rate (2023 – 2024)

94%

## Professional Development

All members of the teaching staff participated in Professional Development and Learning throughout 2024. Throughout the year, the College ran in-house professional development as well as engaging in programs run by Independent Schools Queensland, Queensland Curriculum and Assessment Authority and other peak professional bodies. All College teaching staff were involved in professional learning activities. Total expenditure on professional development was \$33,312. This equates to \$1281 per teaching staff member.

## Staff Attendance Rate

Teaching Staff	Non-Teaching	Total
95.9%	95.5%	95.8%

## Culture

### Social Climate

College staff passionately invest in nurturing student growth through an intentional combination of pastoral care and student-centred learning experiences. Knowing both who students are, as well as how they learn sit as central pillars within the College community, enabling the expression of the College motto '*Character, Community & Excellence*' to be evidenced in all aspects of College life.

At Discovery Christian College, every member of the College community has the right to be treated with respect, dignity and understanding hence, there is a zero-tolerance approach to bullying behaviour. Incidents are dealt with through the College's Character Development Framework. Any reports of bullying are carefully documented and fully investigated.

- **Pastoral Care:** The College utilises a mixed gendered year level based Pastoral Care program, enabling the intentional development of support networks and connections.
- **House Groups:** Each student belongs to one of four house groups which add an additional framework for whole school competition, in sporting and cultural domains.

### Parental Involvement

Parents are regularly invited to participate in College events and activities. In addition to this, parents are involved in focus groups and workshops with College leadership staff to provide feedback and suggestions regarding educational and strategic aspects of the College. Parents are actively encouraged to be a part of all College events.

### Parent, Student and Teacher Satisfaction with the College

Throughout 2024, a number of focus groups and surveys were conducted with parents, staff and students as a means to ascertain feedback on College operations along with strategic and educational aspects of the College. This feedback was used to shape subject selections along with broader performance objectives for the College, including the College's strategic plan, behaviour management framework and teaching and learning framework.

### Financial Data

My School website: <https://www.myschool.edu.au/>

## Curriculum

The College is structured into two sub-schools with a unique focus for each school. The College website provides information on the curriculum in each school. In Primary School, the College follows the Australian Curriculum, with specialist teachers engaged in teaching Languages, Art, Physical Education and Music to all Primary students. In Secondary School, specialist teachers are employed in all subjects enabling deep authentic engagement for students in all curriculum areas.

Further detail regarding the distinctive curriculum offerings at the College can be found via the College website.

Primary School (Prep-Year 6): [LINK](#)

Secondary School (Year 7-Year 12): [LINK](#)

## Co-Curricular

The College offers a wide range of co-curricular activities, enabling students to excel in a diverse range of pursuits that complement the academic program of the College.

### Performing Arts

Primary Choir	Arts Showcase	Worship Band	Dance Club
---------------	---------------	--------------	------------

### Sport

Athletics	Netball	Soccer	Regional Sport
Touch Football	Cross Country	Swimming	Golf
Basketball	Tennis	Surfing	CSL Gala Days
Volleyball	Paddle Boarding	Futsal	AFL

### Activities

Surf Academy	Student Rep Council	Chess Club	Colour Run
Careers Expo	Year Level Camps	Marine Science Camp	1770 Festival
Community Service Days	Book Week	Grandparents Day	Minecraft Club
Tutoring Groups	Macrame Club	Lego Club	Service-Learning Trips