

Annual Report Information (based on 2022 data)

Contextual Information

Discovery Christian College is an independent, co-educational, non-denominational Christian school, providing educational opportunities to students from Prep to Year 12.

Centred on the corporate values of *'Character, Community and Excellence'*, our mission is to transform lives through excellence in education. We seek to do this through intentional discipleship, authentic relationships, purposeful practice and a courageous culture.

This report is intended to fulfil State and Federal legislation regarding statutory requirements as well as providing current and prospective parents with an insight into the College throughout the 2022 year.

School Details

School Sector: Independent

College Address: 2873 Round Hill Road, Agnes Water, Queensland, 4677

Postal Address: PO Box 198, Agnes Water, Queensland, 4677

Principal: Mr Josh Counsel

Phone: (07) 4974 7336

Email: info@discovery.qld.edu.au

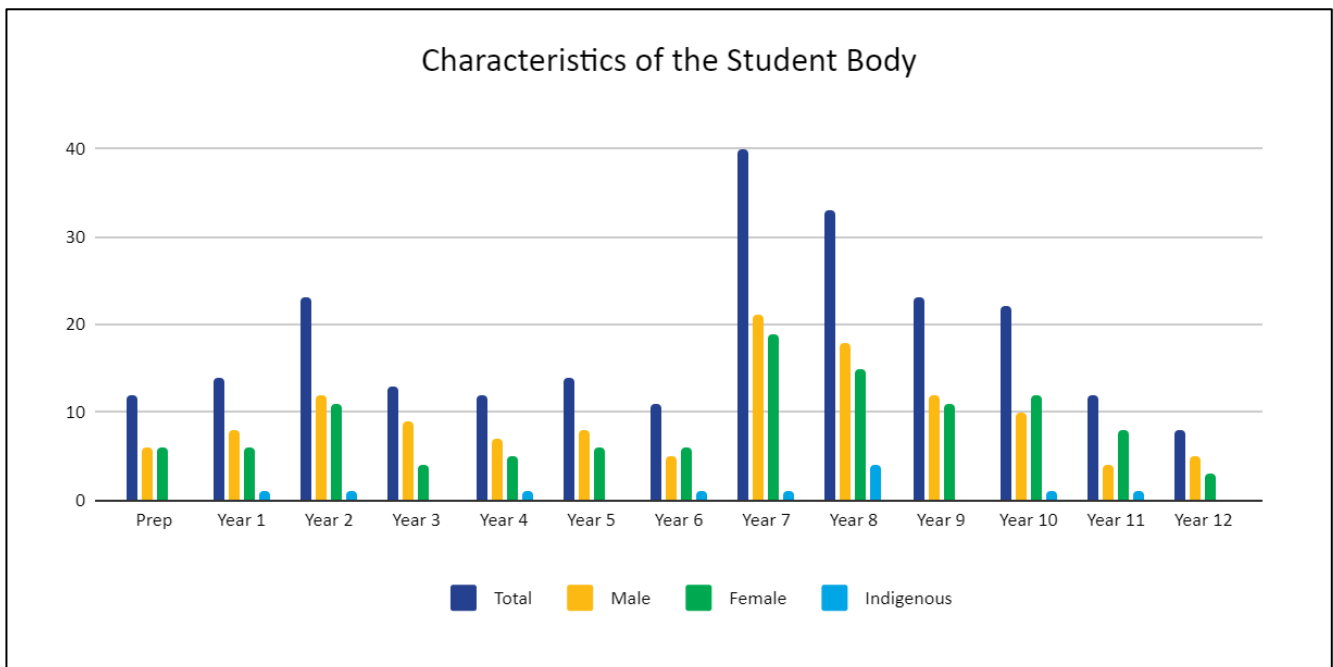
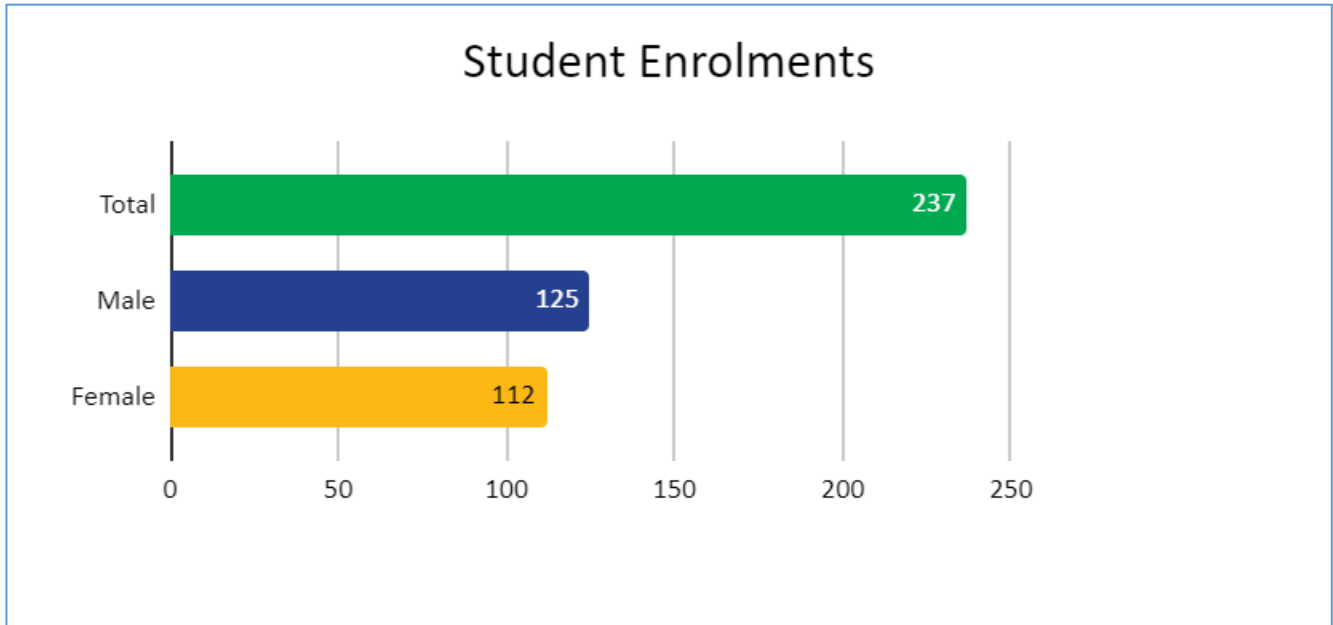
Total Enrolments: 237

Year Levels Offered: Prep – Year 12

Co-Educational or Single Sex: Co-educational



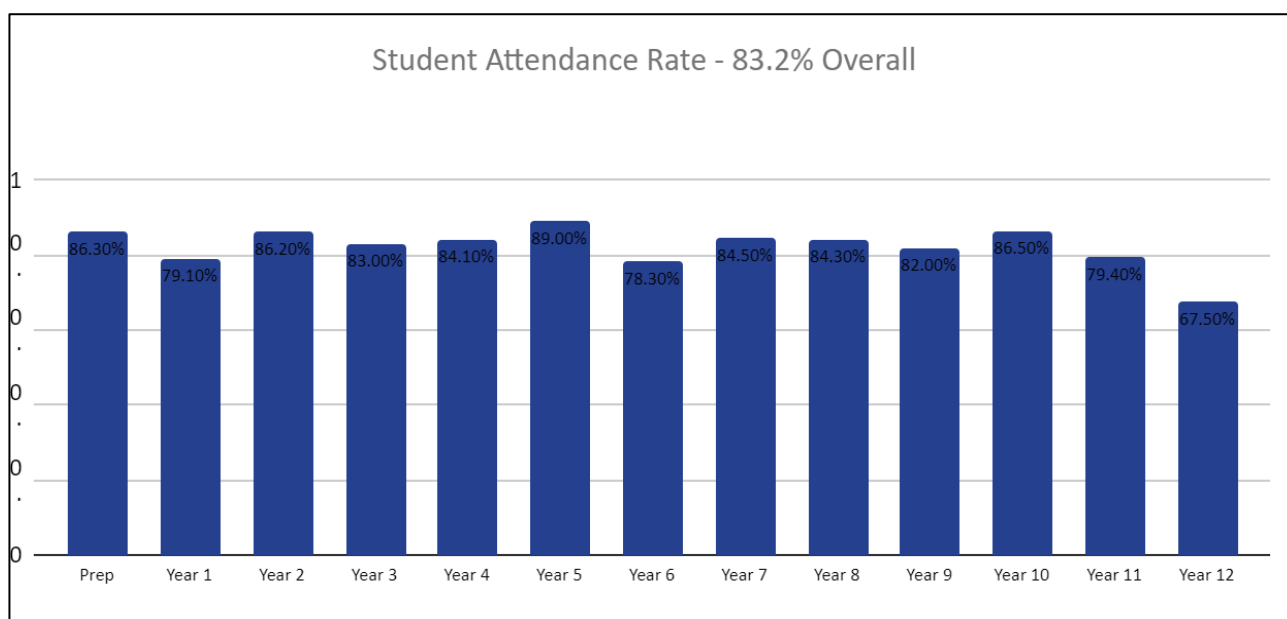
Student Outcomes



Student Attendance

Non-attendance is tracked and carefully monitored by the College. A digital roll is marked each lesson in Secondary School and each morning Primary School. Parents are asked to contact the College prior to the commencement of the school day to advise of student absences. Any unexplained absences are followed up with a text message to parents, where an explanation is sought for the student's absence. In cases of prolonged non-attendance, this is followed up by the College Leadership Team and in extreme cases, Police notified to remedy the situation.

Attendance rates below reflect the ongoing recovery period following the COVID-19 pandemic.



Apparent Retention Rate: Year 10-12

The apparent retention rate represents the number of students who enrolled in year 10 in 2020 as compared to the number who were enrolled in Year 12 in 2022.

	Year 10 Base (2020)	Year 12 (2022)	Retention Rate
Number of Students	11	8	73%

NAPLAN 2022

Benchmark Data for Year – note. Some aspects are unable to be reported on due to limitations in historical cohort sizes.

Progress			
The percentage of students at the school who achieved above average progress, compared to students of a similar background and who had the same starting score on their previous NAPLAN test.			
	Year 3-5 (2022)	Year 5-7 (2022)	Year 7-9 (2022)
Reading	n/a	n/a	59
Writing	n/a	n/a	56
Numeracy	n/a	n/a	47

Results				
The average NAPLAN score for all students at the school in each domain, compared to the average score of students in Australia for that domain				
Reading				
	Year 3 (2022)	Year 5 (2022)	Year 7 (2022)	Year 9 (2022)
Average Score (School)	398	500	533	562
Average Score (National)	438	510	543	578

Writing

	Year 3 (2022)	Year 5 (2022)	Year 7 (2022)	Year 9 (2022)
Average Score (School)	395	466	491	553
Average Score (National)	422	484	530	560

Spelling

	Year 3 (2022)	Year 5 (2022)	Year 7 (2022)	Year 9 (2022)
Average Score (School)	396	479	523	556
Average Score (National)	418	505	547	577

Grammar and Punctuation

	Year 3 (2022)	Year 5 (2022)	Year 7 (2022)	Year 9 (2022)
Average Score (School)	415	488	515	553
Average Score (National)	433	499	533	573

Numeracy

	Year 3 (2022)	Year 5 (2022)	Year 7 (2022)	Year 9 (2022)
Average Score (School)	375	472	523	573
Average Score (National)	400	488	546	584

Year 12 Outcomes

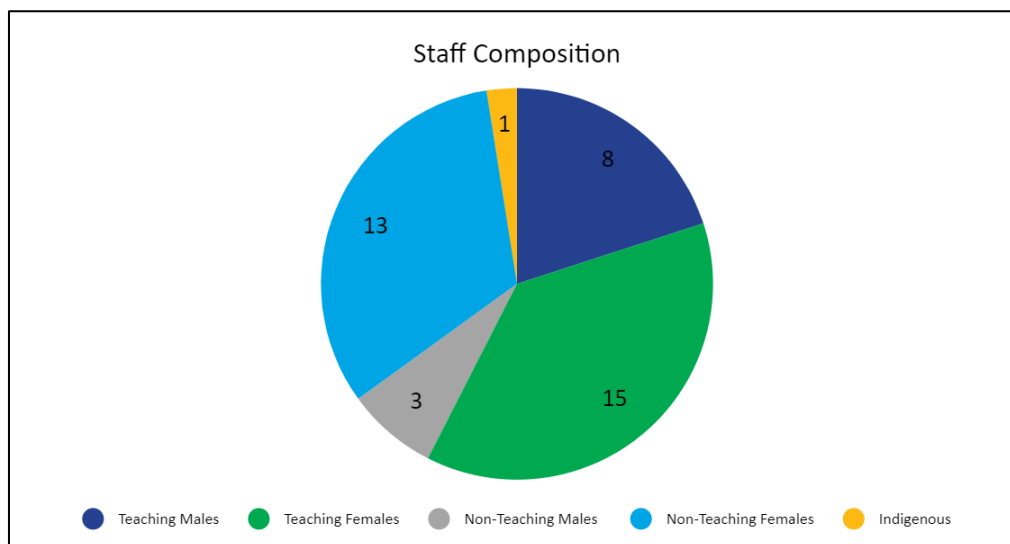
Outcomes for Year 12 Cohort 2020	
Number of Students awarded a Senior Education Profile (SEP)	8
Number of students awarded a Queensland Certificate of Education (QCE)	2
Number of students awarded a Queensland Certificate of Individual Achievement (QCIA)	0
Number of students awarded an International Baccalaureate Diploma (IBD)	0
Number of students receiving a Senior Statement only	6
Number of students awarded one or more Vocational Education and Training (VET) qualifications	4
Number of students who are completing or completed a School-based Apprenticeship or Traineeship	0
<i>Number of students awarded a VET qualification:</i>	
Certificate I	1
Certificate II	2
Certificate III	2
Certificate IV	0
Diploma	0
Advanced Diploma	0

*QCAA 2022 Cohort Summary as at 7 June 2023

Post-school Destination Information

Fewer than five responses to the 2023 Next Step survey were received from students who completed Year 12 at Discovery Christian College (Agnes Water). Consequently, information on the post-school destinations of Year 12 completers from 2022 is not available for reasons of data confidentiality.

Staff



Teacher Qualifications

Qualification	Percentage of Teaching Staff and College Leadership who hold this qualification
Doctorate	4.3%
Masters	17.4%
Bachelor	60.9%
Diploma	14.7%
Certificate	0%

Staff Retention Rate (2021 – 2022)

67% - This is reflective of staff departures which occurred due to measures put in place as a result of the COVID-19 pandemic.

Professional Development

All members of the teaching staff participated in Professional Development and Learning throughout 2022. Throughout the year, the College ran in-house professional development as well as engaging in funded programs run by Independent Schools Queensland, Queensland Curriculum and Assessment Authority and other peak professional bodies. All College teaching staff were involved in professional learning activities. Total expenditure on professional development was \$11,387.00. This equates to \$495.09 per staff member.

Staff Attendance Rate

Teaching Staff	Non-Teaching	Total
94.8%	93.1%	94.1%

Culture

Social Climate

College staff passionately invest in nurturing student growth through an intentional combination of pastoral care and student-centred learning experiences. Knowing both who students are, as well as how they learn sit as central pillars within the College community, enabling the expression of the College motto '*Character, Community & Excellence*' to be evidenced in all aspects of College life.

At Discovery Christian College, every member of the College community has the right to be treated with respect, dignity and understanding hence, there is a zero-tolerance approach to bullying behaviour. Incidents are dealt with through the College's Character Development Framework. Any reports of bullying are carefully documented and fully investigated.

- **Pastoral Care:** The College utilises a mixed gendered year level based Pastoral Care program, enabling the intentional development of support networks and connections.
- **House Groups:** Each student belongs to one of four house groups which add an additional framework for whole school competition, in sporting and cultural domains.

Parental Involvement

Parents are regularly invited to participate in College events and activities. In addition to this, parents are involved in focus groups and workshops with College leadership staff to provide feedback and suggestions regarding educational and strategic aspects of the College. Parents are actively encouraged to be a part of all College events.

Parent, Student and Teacher Satisfaction with the College

Throughout 2022, a number of focus groups and surveys were conducted with parents, staff and students as a means to ascertain feedback on College operations along with strategic and educational aspects of the College. This feedback was used to shape subject selections along with broader performance objectives for the College, including the College's strategic plan, behaviour management framework and teaching and learning framework.

Financial Data

Myschool website: <https://www.myschool.edu.au/>

Curriculum

The College is structured into two sub-schools with a unique focus for each school. The College website provides information on the curriculum in each school. In Primary School, the College follows the Australian Curriculum, with specialist teachers engaged in teaching Art, Physical Education and Music to all Primary students. In Secondary School, specialist teachers are employed in all subjects enabling deep authentic engagement for students in all curriculum areas.

Further detail regarding the distinctive curriculum offerings at the College can be found via the College website.

Primary School (Prep-Year 6): [LINK](#)

Secondary School (Year 7-Year 12): [LINK](#)

Co-Curricular

The College offers a wide range of co-curricular activities, enabling students to excel in a diverse range of pursuits that complement the academic program of the College.

Performing Arts

Primary Choir	Arts Showcase	Instrumental Music	Worship Band
---------------	---------------	--------------------	--------------

Sport

Athletics	Netball	Soccer	Regional Sport
Touch Football	Cross Country	Swimming	Golf
Basketball	Table Tennis	Surfing	CSL Gala Days
Volleyball	Tennis	Futsal	

Activities

Surf Academy	Student Rep Council	Chess Club	Colour Run
Careers Expo	Year Level Camps	Marine Science Camp	1770 Festival
Community Service Days	Book Week	Grandparents Day	Skateboarding
Tutoring Groups	Macrame Club	Lego Club	Minecraft Club